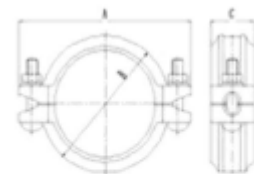


DMHA1

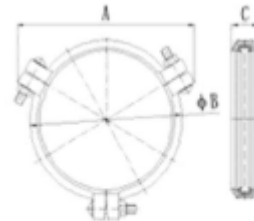
Acoplamento rígido



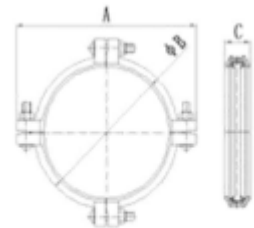
| Diâmetro nominal mm/pol | Diâmetro externo mm/pol | Pressão de trabalho MPa/psi | Dimensões mm | | | Parafuso Porca |
|----------------------------|-------------------------------|-----------------------------------|--------------|-----|----|-------------------|
| | | | A | B | C | |
| 25 | 33,7 | 2,07 | 98 | 58 | 45 | 2-M10*50 |
| 1 | 1,327 | 300 | | | | |
| 32 | 42,4 | 2,07 | 106 | 68 | 45 | 2-M10*50 |
| 1¼ | 1,66 | 300 | | | | |
| 40 | 48,3 | 2,07 | 112 | 73 | 45 | 2-M10*50 |
| 1½ | 1,9 | 300 | | | | |
| 50 | 60,3 | 2,07 | 128 | 86 | 45 | 2-M10*55 |
| 2 | 2,375 | 300 | | | | |
| 65 | 73 | 2,07 | 138 | 98 | 45 | 2-M10*55 |
| 2½ | 2,875 | 300 | | | | |
| 65 | 76,1 | 2,07 | 139 | 99 | 45 | 2-M10*55 |
| 2½ | 3 | 300 | | | | |
| 80 | 88,9 | 2,07 | 158 | 112 | 45 | 2-M10*60 |
| 3 | 3,5 | 300 | | | | |
| 100 | 114,3 | 2,07 | 192 | 143 | 50 | 2-M12*70 |
| 4 | 4,5 | 300 | | | | |
| 125 | 139,7 | 2,07 | 223 | 169 | 50 | 2-M12*75 |
| 5 | 5,5 | 300 | | | | |
| 125 | 141,3 | 2,07 | 223 | 169 | 50 | 2-M12*75 |
| 5 | 5,563 | 300 | | | | |
| 150 | 165,1 | 2,07 | 252 | 196 | 50 | 2-M12*75 |
| 6 | 6,5 | 300 | | | | |
| 150 | 168,3 | 2,07 | 252 | 198 | 50 | 2-M12*75 |
| 6 | 6,625 | 300 | | | | |
| 200 | 216,3 | 2,07 | 322 | 252 | 60 | 2-M16*90 |
| 8 | 8,516 | 300 | | | | |
| 200 | 219,1 | 2,07 | 322 | 254 | 58 | 2-M16*90 |
| 8 | 8,625 | 300 | | | | |
| 250 | 267,4 | 2,07 | 384 | 309 | 62 | 2-M20*100 |
| 10 | 10,528 | 300 | | | | |
| 250 | 273 | 2,07 | 390 | 314 | 62 | 2-M20*110 |
| 10 | 10,75 | 300 | | | | |
| 300 | 318,5 | 2,07 | 440 | 362 | 62 | 2-M20*110 |
| 12 | 12,539 | 300 | | | | |
| 300 | 323,9 | 2,07 | 443 | 365 | 62 | 2-M20*110 |
| 12 | 12,75 | 300 | | | | |
| 350 | 355,6 | 2,07 | 460 | 416 | 72 | 3-M22*110 |
| 14 | 14 | 300 | | | | |
| 350 | 377 | 2,07 | 485 | 441 | 72 | 3-M22*110 |
| 14 | 14,85 | 300 | | | | |
| 400 | 406,1 | 2,07 | 512 | 468 | 72 | 3-M22*110 |
| 16 | 16 | 300 | | | | |
| 400 | 426 | 2,07 | 534 | 490 | 72 | 3-M22*110 |
| 16 | 16,77 | 300 | | | | |
| 450 | 457,2 | 2,07 | 569 | 524 | 75 | 3-M22*110 |
| 18 | 18 | 300 | | | | |
| 450 | 480 | 2,07 | 630 | 533 | 78 | 3-M22*110 |
| 18 | 18,898 | 300 | | | | |
| 500 | 508 | 2,07 | 660 | 576 | 78 | 4-M22*110 |
| 20 | 20 | 300 | | | | |
| 500 | 530 | 2,07 | 700 | 595 | 78 | 4-M22*110 |
| 20 | 20,866 | 300 | | | | |
| 600 | 609,6 | 2,07 | 784 | 680 | 78 | 4-M22*110 |
| 24 | 24 | 300 | | | | |
| 600 | 630 | 2,07 | 796 | 692 | 78 | 4-M22*110 |
| 24 | 24,8 | 300 | | | | |



1" (33.7mm)-12" (323.9mm)



14" (355.6mm)-18" (480mm)



20" (508mm)-24" (630mm)